
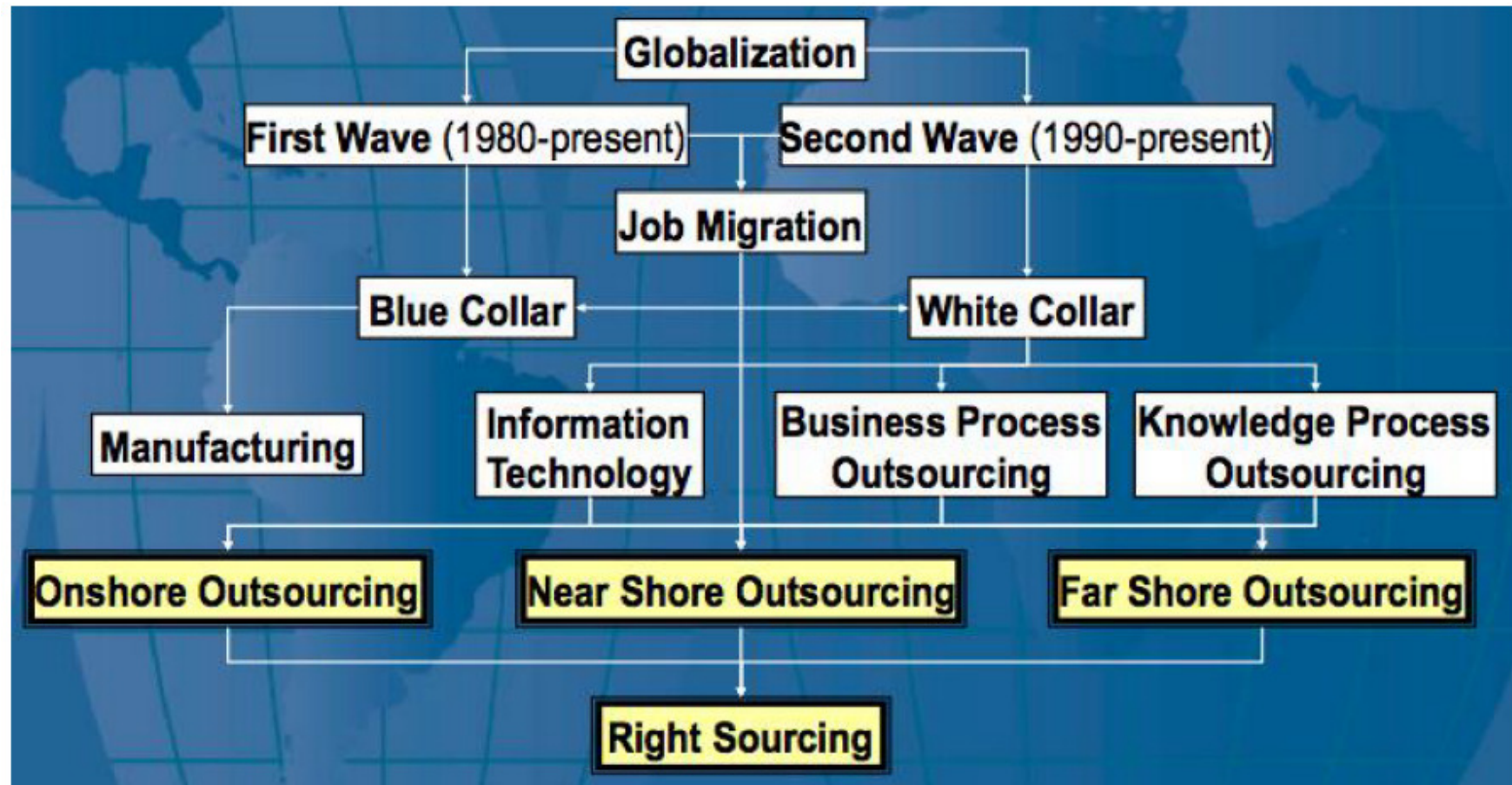


Sudbina strategija i reformi u kontekstu društvene odgovornosti

Zagreb, 3. lipnja 2016.



Globalization's Impact on The American Worker





White Collar Jobs Projected to Move Offshore

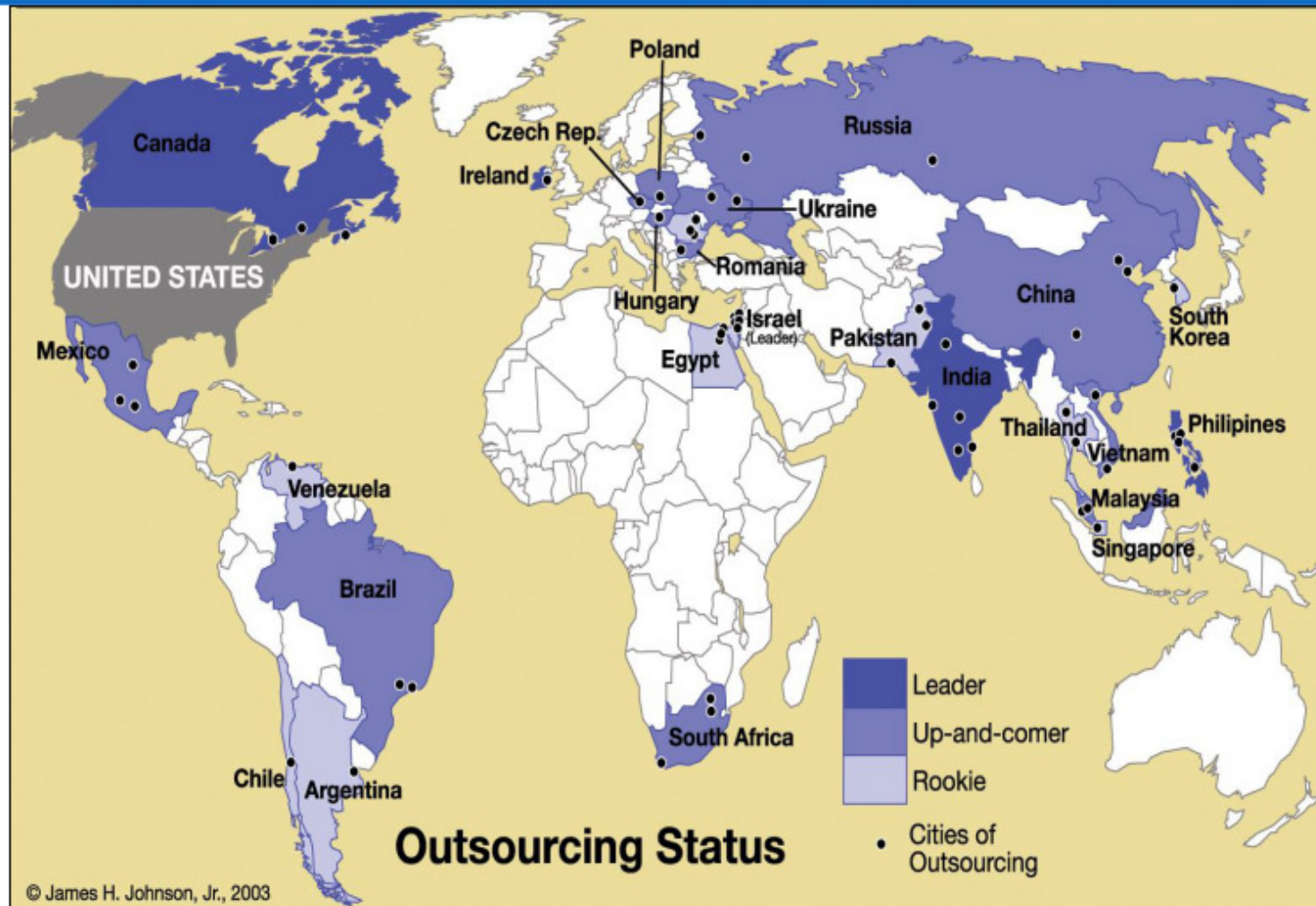
PROFESSION	# by 2005	# by 2010	# by 2015
Architecture	32,000	83,000	184,000
Business Operations	61,000	162,000	348,000
Computer Sciences	109,000	277,000	473,000
Law	14,000	35,000	75,000
Life Sciences	3,700	14,000	37,000
Management	37,000	118,000	288,000
Total	256,700	689,000	1,405,000



Economics of Offshore Outsourcing

Job	US Worker	Offshore Worker
Architect	\$3,000+/month	\$250/month
Accountant	\$5,000+/month	\$300/month
Financial Analyst	\$7,000+/month	\$1,000/month
Chip Designer	\$7,000/month	\$1,000/month
Aerospace Engineer	\$6,000/month	\$650/month
Info-Tech Support	\$10,000/month	\$500/month

The Geography of Offshore Outsourcing of White Collar Jobs





Probability of Job Loss Due to Computerization (1= certain)

Job	Probability	Job	Probability
Recreational Therapists	0.003	Economists	0.43
Dentist	0.004	Commercial Pilots	0.55
Athletic Trainers	0.007	Machinists	0.65
Clergy	0.008	Word processors & typists	0.81
Chemical Engineers	0.02	Real estate agents	0.86
Editors	0.06	Technical writers	0.89
Firefighters	0.17	Retail salespersons	0.92
Actors	0.37	Accountants & auditors	0.94
Health Technologists	0.04	Telemarketers	0.99

Kompanija sa srcem

